

Scaled data based on original data using
LM-79-08 Approved Method: Electrical and Photometric Measurements of Solid-
State Lighting Products

Test Report Prepared for
Cooper Lighting Solutions
(formerly Eaton)

Brand: McGRAW-EDISON

Report Number: P939190

Luminaire Tested: **GALN-SB1C-935-U-5WQ**

Issue Date: 1/21/2025

Test Information

Test Method: LM-79-08
Report Number: P939190
TEST IS SCALED FROM IESNA LM-79-08 TEST DATA (G2-2405-108-1)
Test Lab: INNOVATION CENTER
Issue Date: 1/21/2025
Manufacturer: COOPER LIGHTING SOLUTIONS (FORMERLY EATON)
Product Line: McGRAW-EDISON
Catalog Number: GALN-SB1C-935-U-5WQ
Description: GALLEON AREA AND ROADWAY HIGH DENSITY LED LUMINAIRE
(1) 90 CRI, 3500K, 615mA LIGHTSQUARE WITH 26 LEDS AND TYPE V WIDE OPTICS
Light Source: -
Ballast/Driver: -

Summary

Lumens per Lamp: N/A
Luminaire Lumens: 5271 lumens
Efficiency: N/A
Efficacy: 96.9 lumens/watt
Luminous Opening: Rectangular (W 0.5' x L: 0.5' x H: 0')
IES Classification: Type V - Short
BUG Rating: B3 - U0 - G1

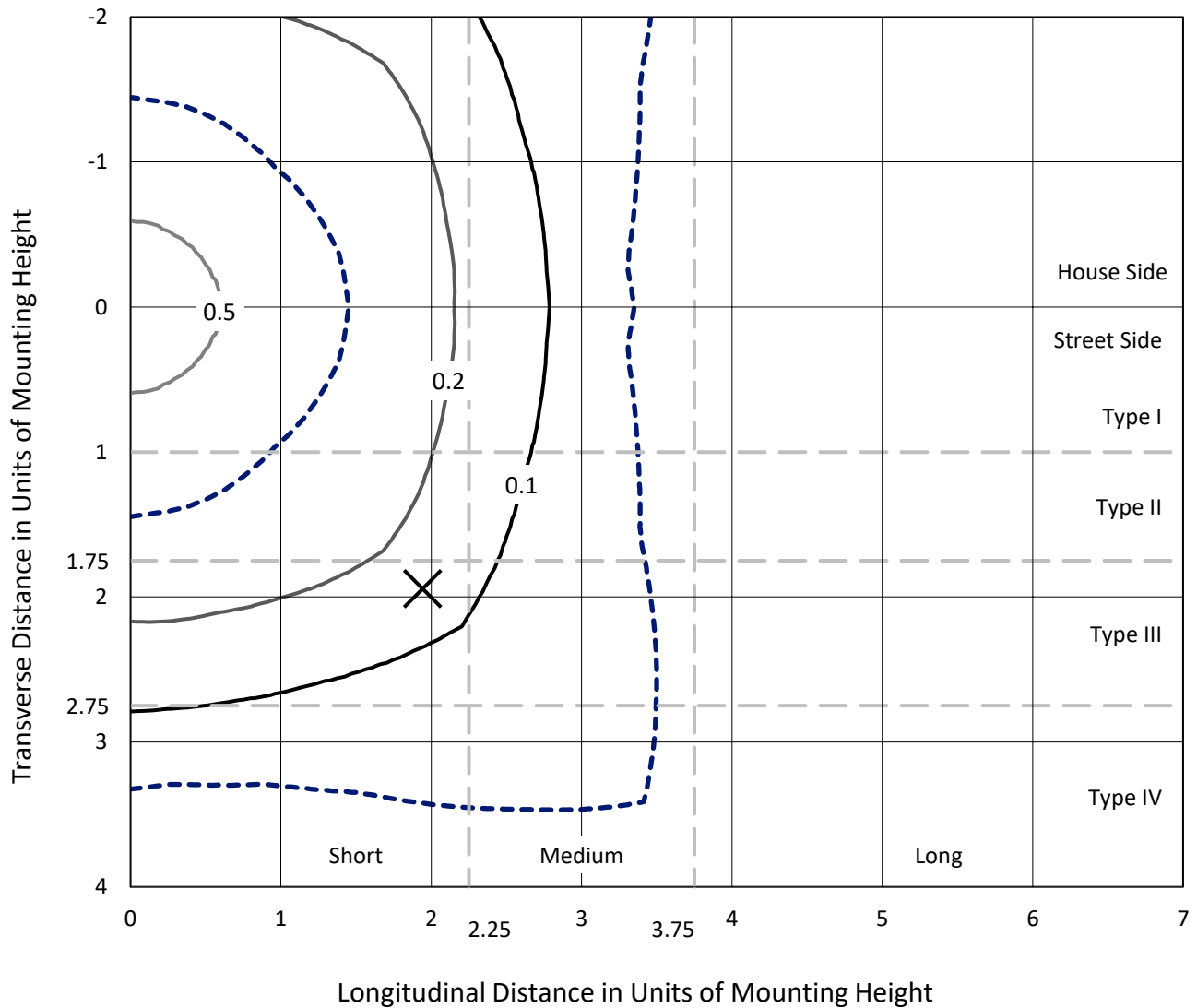
Input Watts (W): 54.4
Input Voltage (V): NR
Input Current (Ain): NR
Voltage Rise (V): NR
Power Factor: NR
Total Harmonic Distortion (THDi): NR
Frequency (hertz): 60
Stabilization Time: NR
Operation Time: NR
Ambient Temperature (°C): NR
Test Distance: 24 FT



REPORT NUMBER: P939190
 CATALOG NUMBER: GALN-SB1C-935-U-5WQ

Iso-Footcandle Lines of Horizontal Illumination

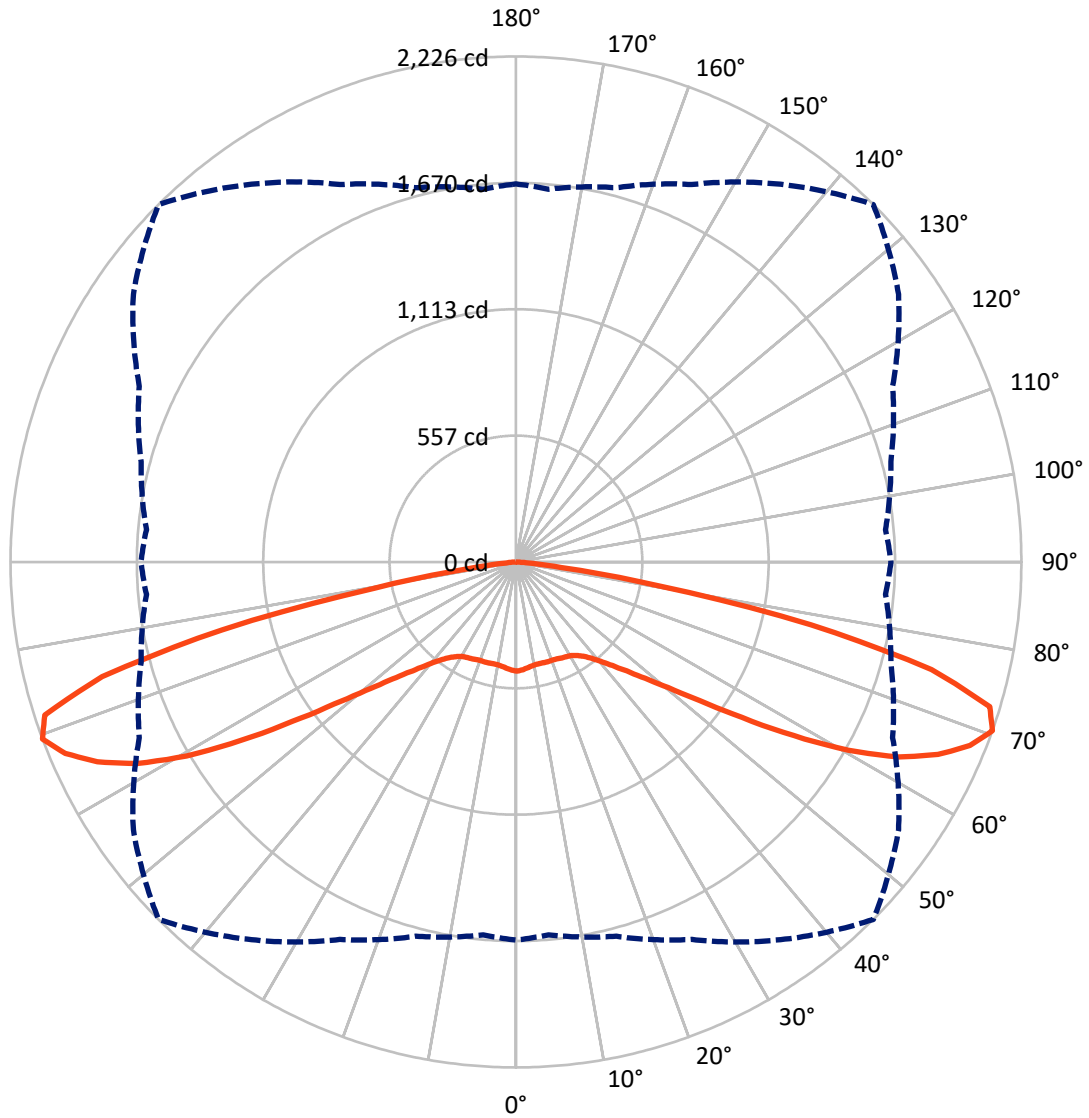
✕ Max cd
 - - - 1/2 Max cd



Based on 25 foot mounting height. Maximum calculated value = 0.8 fc
 Type V - Short - N/A

REPORT NUMBER: P939190
CATALOG NUMBER: GALN-SB1C-935-U-5WQ

Luminous Intensity Polar Plot



— Vertical Plane Through 45-Deg Lateral - - - Horizontal Cone Through 70-Deg Vertical

REPORT NUMBER: P939190

CATALOG NUMBER: GALN-SB1C-935-U-5WQ

FLUX DISTRIBUTION:

		Downward	Upward	Total
House Side	Lumens	2635.5	0.0	2635.5
	% Fixture	50.0	0.0	50.0
Street Side	Lumens	2635.5	0.0	2635.5
	% Fixture	50.0	0.0	50.0
Total	Lumens	5271.0	0.0	5271.0
	% Fixture	100.0	0.0	100.0

ZONAL LUMENS:

Zone	Lumens	% Fixture
0°-10°	44.7	0.8
10°-20°	131.3	2.5
20°-30°	218.6	4.1
30°-40°	330.5	6.3
40°-50°	549.2	10.4
50°-60°	1036.4	19.7
60°-70°	1750.0	33.2
70°-80°	1149.9	21.8
80°-90°	60.3	1.1
90°-100°	0.0	0.0
100°-110°	0.0	0.0
110°-120°	0.0	0.0
120°-130°	0.0	0.0
130°-140°	0.0	0.0
140°-150°	0.0	0.0
150°-160°	0.0	0.0
160°-170°	0.0	0.0
170°-180°	0.0	0.0
0°-90°	5271.0	100.0
0°-180°	5271.0	100.0

Coefficient of Utilization



REPORT NUMBER: P939190

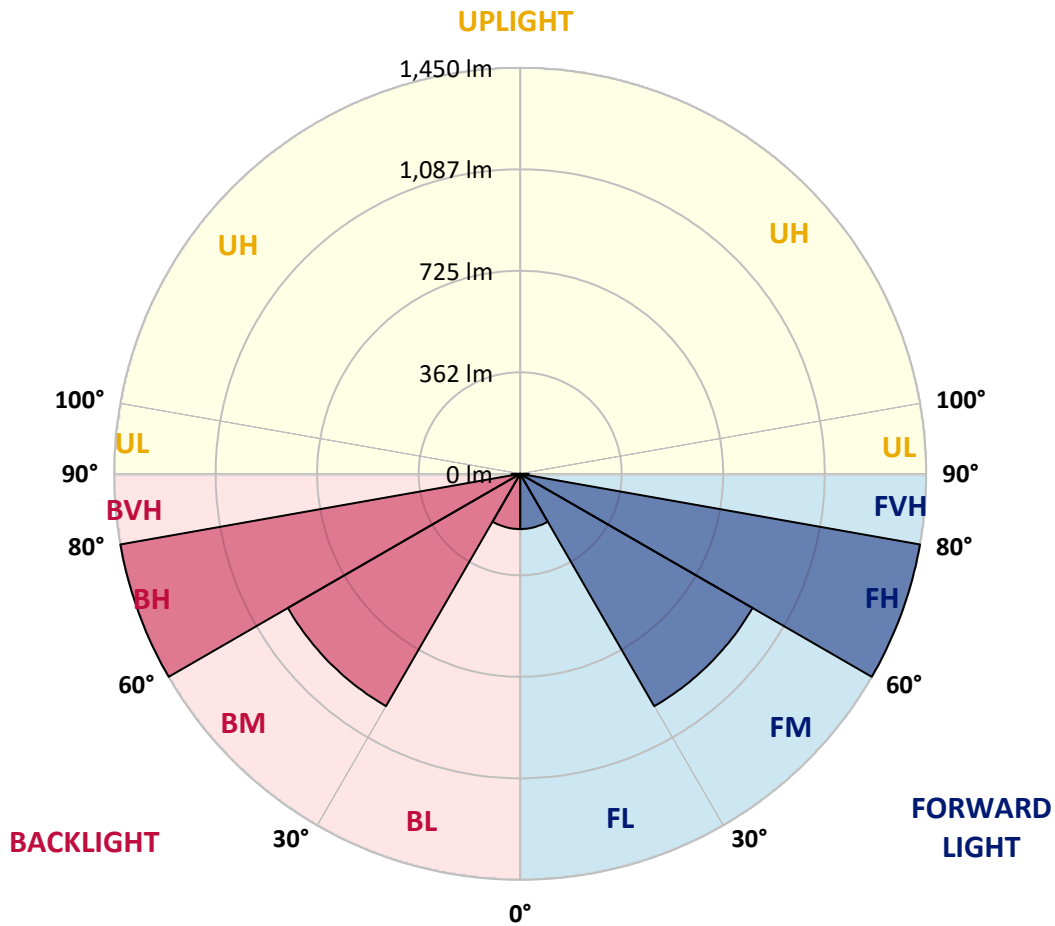
CATALOG NUMBER: GALN-SB1C-935-U-5WQ

LUMINAIRE CLASSIFICATION SYSTEM LUMEN TABLE AND BUG RATING:

Zone	Lumens	% Fixture	Zone Rating/Lumen Limit		
			B	U	G
FL (0°-30°)	197.3	3.7			
FM (30°-60°)	958.1	18.2			
FH (60°-80°)	1450.0	27.5			G1/1800
FVH (80°-90°)	30.1	0.6			G1/100
BL (0°-30°)	197.3	3.7	B1/500		
BM (30°-60°)	958.1	18.2	B1/1000		
BH (60°-80°)	1450.0	27.5	B3/2500		G1/1800
BVH (80°-90°)	30.1	0.6			G1/100
UL (90°-100°)	0.0	0.0		U0/0	
UH (100°-180°)	0.0	0.0		U0/0	

BUG Rating: B3-U0-G1

Type V Short



REPORT NUMBER: P939190
 CATALOG NUMBER: GALN-SB1C-935-U-5WQ

CANDELA DISTRIBUTION (FULL):

	0°	5°	15°	25°	35°	45°	55°	65°	75°	85°
0°	480.8	480.8	480.8	480.8	480.8	480.8	480.8	480.8	480.8	480.8
2.5°	477.8	479.2	478.6	477.5	477.5	476.7	477.5	478.1	478.9	479.5
5°	471.5	472.6	472.3	471.5	471.8	471.0	471.5	472.3	472.9	473.2
7.5°	466.0	467.1	466.6	465.2	465.2	464.4	464.7	465.5	466.3	466.6
10°	464.7	465.8	464.1	461.9	461.1	460.0	460.3	461.1	462.7	463.6
12.5°	465.2	466.0	464.4	461.1	460.3	459.2	459.2	460.0	462.2	463.3
15°	466.8	467.7	465.2	461.6	460.8	460.0	459.7	460.8	463.3	465.2
17.5°	469.9	470.7	466.8	461.9	460.8	461.1	460.8	461.6	465.5	469.0
20°	472.6	473.2	467.9	461.9	460.8	461.1	460.8	462.5	467.4	472.3
22.5°	473.4	474.0	469.0	463.8	463.0	463.3	463.0	464.7	469.3	474.2
25°	473.7	474.5	470.7	466.6	467.9	468.5	467.9	468.2	471.8	476.2
27.5°	477.8	478.9	475.3	471.8	472.6	472.3	473.2	474.0	476.7	481.1
30°	486.3	487.1	484.1	480.5	480.0	478.1	480.5	483.3	486.3	490.1
32.5°	500.3	501.9	498.1	494.2	491.8	490.7	492.6	497.3	501.4	505.5
35°	523.6	524.7	521.1	514.0	509.6	509.6	511.2	517.3	523.8	529.0
37.5°	556.4	557.8	551.5	543.0	536.4	536.4	538.6	544.9	554.8	562.2
40°	596.4	598.4	590.4	581.6	575.3	574.2	577.0	584.1	593.4	602.7
42.5°	644.7	646.8	636.4	628.8	623.8	623.8	625.2	631.8	640.3	651.8
45°	706.3	710.1	695.9	688.2	683.6	684.7	685.5	691.2	698.9	712.1
47.5°	779.7	783.6	768.5	760.5	759.7	764.9	761.6	765.8	769.9	784.9
50°	863.0	869.6	859.2	858.6	860.3	869.9	862.2	864.4	859.7	869.3
52.5°	964.9	974.5	972.6	975.9	994.2	1014.0	996.4	988.8	971.2	974.2
55°	1088.5	1103.0	1105.8	1125.5	1167.1	1207.4	1170.1	1139.2	1101.9	1095.1
57.5°	1229.0	1240.5	1253.7	1294.0	1371.8	1443.3	1371.8	1303.3	1244.7	1230.7
60°	1380.3	1394.5	1407.1	1466.6	1582.2	1682.7	1580.0	1471.2	1393.7	1374.8
62.5°	1542.7	1561.1	1569.9	1635.9	1770.7	1890.7	1772.6	1640.8	1554.8	1534.5
65°	1698.6	1713.7	1723.6	1794.0	1922.7	2043.0	1931.5	1801.6	1713.1	1686.6
67.5°	1771.2	1779.4	1803.6	1883.3	2019.2	2156.4	2042.2	1891.8	1792.9	1746.3
70°	1664.9	1648.2	1706.3	1834.0	2030.7	2226.0	2057.0	1830.1	1709.0	1633.4
72.5°	1286.6	1257.8	1358.6	1577.0	1899.2	2181.6	1912.3	1589.3	1421.4	1267.9
75°	700.0	667.4	806.6	1082.7	1514.5	1891.0	1549.3	1113.7	898.1	694.8
77.5°	197.5	185.2	297.5	523.8	911.0	1327.7	946.0	535.3	352.9	209.3
80°	60.5	58.6	79.5	157.8	386.8	635.9	371.8	159.7	101.1	63.8
82.5°	35.9	32.9	39.5	57.5	98.6	199.7	95.9	60.0	48.2	32.3
85°	20.5	19.2	23.3	27.9	33.2	42.5	27.7	28.5	25.8	17.3
87.5°	8.5	7.7	9.0	8.8	7.7	9.9	7.4	8.8	10.4	6.8
90°	0.0	0.0	0.0	0.0	0.0	0.0	0.0	0.0	0.0	0.0

(END C

90°
480.8
479.2
473.2
466.6
463.6
463.6
465.5
469.0
472.6
474.2
475.9
480.0
489.3
503.8
527.1
559.5
599.7
651.0
711.5
780.5
863.6
964.1
1084.4
1220.8
1358.4
1518.1
1673.4
1746.8
1651.5
1306.0
740.0
232.6
67.4
35.1
18.1
6.3
0.0

OF REPORT)